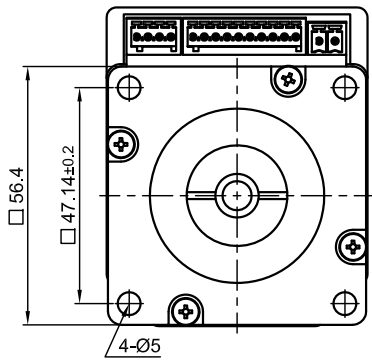
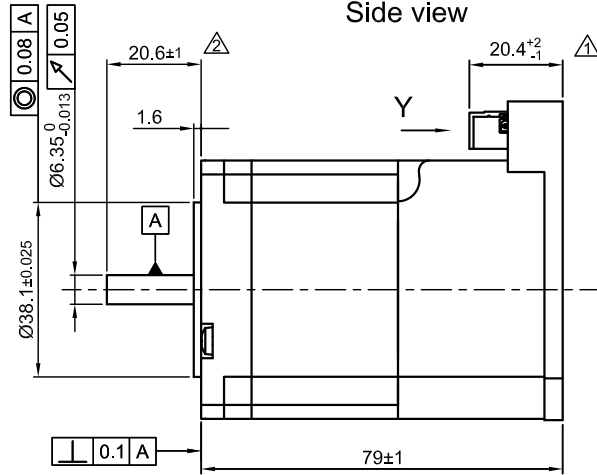


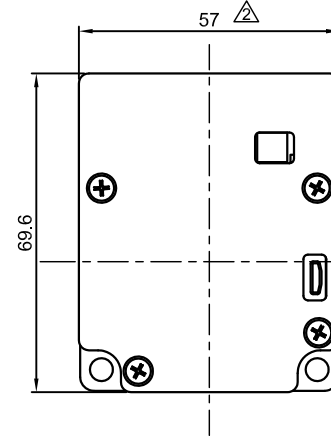
Front view and mounting



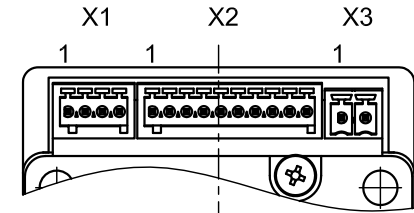
Side view



Rear view



Y view



CONNECTION		BIPOLAR		PERMISSIBLE RADIAL+AXIAL FORCE																																																			
SPECIFICATION																																																							
VOLTAGE (VDC)		12 TO 48		<table border="1"> <tr> <th colspan="2">X1, Phoenix MCV-04</th> <th colspan="2">X2, Phoenix MCV-10</th> </tr> <tr> <th>PIN No.</th> <th>Function</th> <th>PIN No.</th> <th>Function</th> </tr> <tr> <td>1</td> <td>GND</td> <td>1</td> <td>Input1 (+24V)</td> </tr> <tr> <td>2</td> <td>Analog Input(0-10V)</td> <td>2</td> <td>Input2 (+24V)</td> </tr> <tr> <td>3</td> <td>Output (open drain)</td> <td>3</td> <td>Input3 (+24V)</td> </tr> <tr> <td>4</td> <td>+12V (Voltage Output, max.100mA)</td> <td>4</td> <td>-Enable +5/+24V</td> </tr> <tr> <td colspan="2"></td> <td>5</td> <td>Enable +5/+24V</td> </tr> <tr> <td colspan="2"></td> <td>6</td> <td>-Direction +5/+24V</td> </tr> <tr> <td colspan="2"></td> <td>7</td> <td>Direction +5/+24V</td> </tr> <tr> <td colspan="2"></td> <td>8</td> <td>-Clock +5/+24V</td> </tr> <tr> <td colspan="2"></td> <td>9</td> <td>Clock +5/+24V</td> </tr> <tr> <td colspan="2"></td> <td>10</td> <td>GND</td> </tr> </table>				X1, Phoenix MCV-04		X2, Phoenix MCV-10		PIN No.	Function	PIN No.	Function	1	GND	1	Input1 (+24V)	2	Analog Input(0-10V)	2	Input2 (+24V)	3	Output (open drain)	3	Input3 (+24V)	4	+12V (Voltage Output, max.100mA)	4	-Enable +5/+24V			5	Enable +5/+24V			6	-Direction +5/+24V			7	Direction +5/+24V			8	-Clock +5/+24V			9	Clock +5/+24V			10	GND
X1, Phoenix MCV-04		X2, Phoenix MCV-10																																																					
PIN No.	Function	PIN No.	Function																																																				
1	GND	1	Input1 (+24V)																																																				
2	Analog Input(0-10V)	2	Input2 (+24V)																																																				
3	Output (open drain)	3	Input3 (+24V)																																																				
4	+12V (Voltage Output, max.100mA)	4	-Enable +5/+24V																																																				
		5	Enable +5/+24V																																																				
		6	-Direction +5/+24V																																																				
		7	Direction +5/+24V																																																				
		8	-Clock +5/+24V																																																				
		9	Clock +5/+24V																																																				
		10	GND																																																				
AMPS/PHASE(A)		4.2		<table border="1"> <tr> <th colspan="2">X3, Phoenix FMC-02</th> </tr> <tr> <th>PIN No.</th> <th>Function</th> </tr> <tr> <td>1</td> <td>+VCC(12-48V)</td> </tr> <tr> <td>2</td> <td>GND</td> </tr> </table>				X3, Phoenix FMC-02		PIN No.	Function	1	+VCC(12-48V)	2	GND																																								
X3, Phoenix FMC-02																																																							
PIN No.	Function																																																						
1	+VCC(12-48V)																																																						
2	GND																																																						
HOLDING TORQUE (Nm) [lb-in]		1.24 [10.98]		<table border="1"> <tr> <th colspan="2">AXIAL-FORCE Fa (N)</th> <th colspan="2">RADIAL</th> </tr> <tr> <td colspan="2">Fa=10</td> <td colspan="2"></td> </tr> <tr> <td colspan="2">DISTANCE a (mm)</td> <td colspan="2">20</td> </tr> <tr> <td colspan="2">RADIAL-FORCE Fr (N)</td> <td colspan="2">52</td> </tr> <tr> <td colspan="2"></td> <td colspan="2">AT LOAD MAX: (N)</td> </tr> <tr> <td colspan="2"></td> <td>200</td> <td>4.5</td> </tr> </table>				AXIAL-FORCE Fa (N)		RADIAL		Fa=10				DISTANCE a (mm)		20		RADIAL-FORCE Fr (N)		52				AT LOAD MAX: (N)				200	4.5																								
AXIAL-FORCE Fa (N)		RADIAL																																																					
Fa=10																																																							
DISTANCE a (mm)		20																																																					
RADIAL-FORCE Fr (N)		52																																																					
		AT LOAD MAX: (N)																																																					
		200	4.5																																																				
DETENT TORQUE (Nm) [lb-in]		0.04 [0.354]		<table border="1"> <tr> <th colspan="2">SHAFT PLAY (mm)</th> <td>0.2Max</td> <td>0.02</td> </tr> </table>				SHAFT PLAY (mm)		0.2Max	0.02																																												
SHAFT PLAY (mm)		0.2Max	0.02																																																				
STEP ANGLE (°)±ACCURACY		1.8±5% TO MICROSTEP		<table border="1"> <tr> <th colspan="2">AXIAL</th> <th colspan="2">RADIAL</th> </tr> <tr> <td colspan="2"></td> <td>0.2Max</td> <td>0.02</td> </tr> </table>				AXIAL		RADIAL				0.2Max	0.02																																								
AXIAL		RADIAL																																																					
		0.2Max	0.02																																																				
WEIGHT (Kg) [lb]		0.91 [2.01]		<table border="1"> <tr> <th colspan="2">OVERTEMPERATURE PROTECTION (ELECTRONICS): 75°C</th> <td colspan="2"></td> </tr> <tr> <th colspan="2">AMBIENT TEMPERATURE -10°~ 50°C [14°F ~ 122°F] (HIGHER TEMPERATURE REDUCES DUTY CYCLE)</th> <td colspan="2"></td> </tr> <tr> <th colspan="2">INSULATION RESISTANCE 100 MOhm (UNDER NORMAL TEMPERATURE AND HUMIDITY)</th> <td colspan="2"></td> </tr> <tr> <th colspan="2">INSULATION CLASS B 130° [266°F]</th> <td colspan="2"></td> </tr> <tr> <th colspan="2">DIELECTRIC STRENGTH 500VAC FOR 1 MIN. (BETWEEN THE MOTOR COILS AND THE MOTOR CASE)</th> <td colspan="2"></td> </tr> <tr> <th colspan="2">AMBIENT HUMIDITY MAX. 85% (NO CONDENSATION)</th> <td colspan="2"></td> </tr> </table>				OVERTEMPERATURE PROTECTION (ELECTRONICS): 75°C				AMBIENT TEMPERATURE -10°~ 50°C [14°F ~ 122°F] (HIGHER TEMPERATURE REDUCES DUTY CYCLE)				INSULATION RESISTANCE 100 MOhm (UNDER NORMAL TEMPERATURE AND HUMIDITY)				INSULATION CLASS B 130° [266°F]				DIELECTRIC STRENGTH 500VAC FOR 1 MIN. (BETWEEN THE MOTOR COILS AND THE MOTOR CASE)				AMBIENT HUMIDITY MAX. 85% (NO CONDENSATION)																											
OVERTEMPERATURE PROTECTION (ELECTRONICS): 75°C																																																							
AMBIENT TEMPERATURE -10°~ 50°C [14°F ~ 122°F] (HIGHER TEMPERATURE REDUCES DUTY CYCLE)																																																							
INSULATION RESISTANCE 100 MOhm (UNDER NORMAL TEMPERATURE AND HUMIDITY)																																																							
INSULATION CLASS B 130° [266°F]																																																							
DIELECTRIC STRENGTH 500VAC FOR 1 MIN. (BETWEEN THE MOTOR COILS AND THE MOTOR CASE)																																																							
AMBIENT HUMIDITY MAX. 85% (NO CONDENSATION)																																																							
03	NEW HOLDING TORQUE	11.10.16	GYQ			APVD	G.M.	01.08.13	PLUG&DRIVE MOTOR																																														
02	REWORK DRAW/CHANGE TOLERANCE	01.07.16	GYQ			CHKD																																																	
01	TOLERANCE OF CONNECTOR LENGTH	28.01.14	GYQ	Surface specification DIN ISO 1302	General tolerances DIN ISO 2768-cH	Work piece edge DIN ISO 13715	DRN	GYQ	01.08.13	DWG.NO																																													
REV	DESCRIPTION	DATE	DRN				SIGNATURE		DATE	PD4-C5918M4204-E-01																																													